



CKW Series

Checkweighing Scale



**SUPPORTS HACCP
COMPLIANCE**



The OHAUS CKW Checkweighing Scale—Speed, Durability and Cleanliness

The OHAUS CKW Series Scale models are engineered for static checkweighing operations and other bench weighing applications—from general purpose to washdown. With its easy-to-clean design built for food safety conformance and rigid stainless steel construction, the CKW Series scales are ideally suited for use in industrial environments. Its configurability and construction were designed for simplicity and dependability, resulting in increased productivity, security and lower cost of ownership.

Standard Features Include:

- Precision Resolution: 1:6000-7500 maximum, certified 1:3000
- All Stainless Steel Construction: Removable stainless steel platform with extended skirt and open frame, stainless steel IP66 indicator and IP67 load cell
- Food Safe Design: NSF listed/certified to NSF/ANSI 169-2005 (formerly NSF C-2) and USDA-AMS accepted to NSF/3-A 14159-1; supports HACCP compliance
- Checkweighing Setpoint Configurability: Set targets by Range, Variance by Weight or Percent
- Checkweighing Indications: 3-color 24-segment bar graph, Beeper Alert, Weight Display Alert
- Checkweighing Methods: Positive, Negative (Take-out), Zero or Net Checkweighing
- 20 Part Library Storage: Store information on Item ID No., Over, Under, Target and Pre-set Tare Values
- Statistical Function: Includes accumulation with number of weighments, Average and Standard Deviation

CKW Series Checkweighing Scale


Designed for fast configuration, ease of use and speedy cleaning:

- **Precision Resolution** — The CKW Checkweigher features 1:6000 or 1:7500 maximum displayed readability with display speeds of 2 seconds or under. For legal-for-trade use, the CKW Checkweigher supports 1:3,000 operation.
- **Fast Target Entry** — The CKW Checkweigher features a dedicated Target key and numeric keypad, allowing fast entry of checkweighing setpoint values.
- **Checkweigh Your Way** — The CKW can be configured to checkweigh to meet your operational needs:
 - > Positive checkweighing for portioning and pre-packing
 - > Negative checkweighing for portioning out of boxes and other containers
 - > Zero (or Net) Checkweighing for sorting and grading operations
 - > Target tolerances can be set as weight values or as %
 - > The CKW Checkweigher can be set-up to tare the weight of containers using the dedicated Tare key on the indicator, automatically using the Auto-Tare software and/or using an external input like a footswitch (also available from OHAUS).
 - > The CKW Checkweigher can be set-up in one or more weighing units: lb, oz, lb:oz, g, kg or % of target weight.

The CKW Checkweigher can also be set-up to alert your operators your way:


- > The tri-color LED bar graph can be set-up to display each of the 24 segments individually, by color block (yellow, green and red), as a continuous bar, scaled to the capacity of the target weight, or it can be turned off.
- > The LED weight display can also be programmed to show a checkweigh indication of “over”, “under” or “accept”, or it can be turned off so no weight is displayed at all.
- > The CKW Checkweigher has a configurable audible beeper with selectable volume.
- > The CKW Checkweigher can drive external devices — such as light bars — using the optional External Relay kit.
- **Operator Lock-Out** — Once the CKW Checkweigher is configured to your needs, it can be locked so that operators cannot accidentally change targets and settings.
- **Food-Safe Design** — Built from food-safe stainless steel, the CKW Checkweigher includes an IP66/NEMA4X indicator, a base with an open framework that is designed for cleaning in washdown environments. Each base has rounded corners, an external platform skirt and drain holes to prevent accumulation of matter on the frame. The CKW Checkweigher is NSF listed and USDA-AMS certified — a design that supports HACCP systems.
- **Traceability and Connectivity** — The CKW Checkweigher can provide GMP/GLP data (including time, date, and scale ID) for traceability using the configurable bi-directional RS232 (included), or can be connected to systems using an optional RS485/422 interface.

Special Features



No Threads Visible

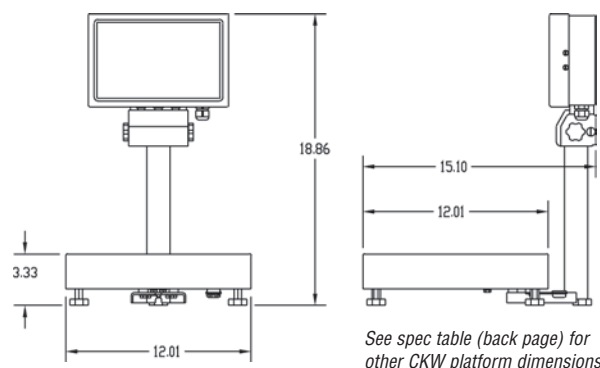
Assures conformance to Food Safety standards and minimized contamination areas.



Internal Hinge Mechanism

Easy access for option installation and servicing

CKW15L Dimensions (inches)



OHAUS CKW Productivity Features



Accessories and Options

- Foot Tare Switch
- Rechargeable NiMH Battery
- RS422/485 Kit
- Rechargeable NiMH Battery Kit
- DC Relay Kit
- Wall Bracket Kit
- AC Relay Kit

CKW Series Checkweighing Scale

Specifications

Models	CKW3R55	CKW6R55	CKW15L55	CKW30L55
Capacity (max) x Enhanced Readability	6 lb x .001 lb 96 oz x 0.02 oz 6 lb x 0.02 oz 3 kg x 0.5g	15 lb x .002 lb 240 oz x 0.05 oz 16 lb x 0.05 oz 6 kg x 1 g	30 lb x .005 lb 480 oz x 0.1 oz 30 lb x 0.1 oz 15 kg x 2 g	60 lb x .01 lb 960 oz x 0.2 oz 60 lb x 0.2 oz 30 kg x 5 g
Maximum Displayed Resolution	1:6000	1:7500	1:7500	1:6000
Capacity (max) x Approvable Readability	6 lb x 0.002 lb 3 kg x 0.001 kg	15 lb x 0.005 lb 6 kg x 0.002 kg	30 lb x 0.01 lb 15 kg x 0.005 kg	60 lb x 0.02 lb 30 kg x 0.01 kg
Approval Resolution	1:3000	1:3000	1:3000	1:3000
Platform Dimensions (WxDxH)	10 x 10 x 2.3" / 254 x 254 x 57.5 mm		12 x 12 x 2.3" / 305 x 305 x 57.5 mm	12 x 12 x 2.7" / 305 x 305 x 69.5 mm
Load Cell Capacity	6 kg	10 kg	30 kg	50 kg
Safe Overload Capacity	150% of rated capacity			
Protection	Load Cell: IP67, Indicator: NEMA 4X / IP66			
Column	Tubular 304 Stainless Steel 300 mm / 11.8" Fixed Height with Indicator and Base Mounting Brackets			
Weighing Units	kg, lb, g, oz, lb:oz, %			
Weight Display	3/4" / 20 mm High 6-digit, 7-segment LED			
Checkweigh Indication	24-segment LED (3 color x 8) Bar Graph, Audible Beeper and LED Display with Multiple User Setups			
Keyboard	Numeric, 7 Function keys with dedicated Tare and Target Entry Buttons, Raised Tactile Membrane Switch			
Stabilization Time	Within 2 Seconds			
Auto-zero Tracking	Off, .5, 1 or 3 Divisions			
Zeroing Range	2%, 18% or 100% of Capacity			
Span Calibration	1 lb / kg to 100% of Capacity			
Power	100-240 VAC/50-60Hz Universal Power Supply with Hardwired Cord/Optional:Internal Rechargeable NiMH Battery(10-hour life)			
Interface	Built-in RS232 and External Remote Input / Optional: RS485/422, Relay Output			
Operating Temperature Range	14°F to 104°F / -10°C to 40°C			
Net Weight	19.2 lb / 8.7 kg	21.6 lb / 9.8 kg	26.2 lb / 11.9 kg	28.4 lb / 12.9 kg
Shipping Dimensions (W x D x H)	19.1 x 15.3 x 16.1 in / 485 x 390 x 410 mm	19.1 x 15.3 x 16.1 in / 485 x 390 x 410 mm	19.1 x 15.3 x 16.1 in / 485 x 390 x 410 mm	19.1 x 15.3 x 16.1 in / 485 x 390 x 410 mm
Shipping Weight	24.7 lb / 11.2 kg	27.1 lb / 12.3 kg	32.0 lb / 14.5 kg	34.2 lb / 15.5 kg

Physical Features

Base features stainless steel frame and loadcell, removable stainless steel platform, stainless steel indicator mounting column, rubber user-adjustable leveling feet and externally-visible leveling bubble, and overload stops to protect loadcell. Indicator constructed of stainless steel and features hinged front panel for improved access during optional installation. Large LED weight display and configurable 24 segment high-contrast checkweighing LED's with brightness controls and power saving options. Audible beeper and key beep with selectable volume control. On-display annunciators for weight, mode, scale stability, center of zero, net weight, tare weight and unit. Numeric keypad, dedicated keys for Tare and setting Target values. Configurable external remote input, configurable RS232 interface. Hardwired internal universal switching power adapter with power saving modes, optional internal NiMH battery with on-screen low battery display and LED segment battery charging indication. Sealable scale configuration and calibration lockout switch.

Operational Features

General operation with selectable weighing units, semi-automatic or automatic tare, configurable software setup and keypad lockout, configurable scale auto-off, adjustable auto-zero tracking, selectable retain zero data on power off, adjustable zeroing range, choice of display graduations, selectable environmental averaging settings, LED brightness control and beeper volume control. Configurable checkweighing mode with selectable displays and alerts, one-key target entry, 20 memory Library function with fields for SKU/over value/target value/under value/tare weight. Accumulation software with display of total number of weighments, total weight accumulated, average weight, standard deviation of weighments. Geo Factor calibration gravity adjustment, adjustable span or linearity calibration in kg or lb unit with optional external masses, user-selectable calibration software, calibration test mode. Selectable print settings and output, including output of menu settings or library data and configurable print commands for print, tare and zero operations. GMP/GLP output with time, date, user id, project id, scale id and scale name. Selectable scale address (0 to 99) with RS485 option for systems integration.

Approvals/Listings/Certifications

- **Food Processing and Service:** NSF Listed/Certified to NSF/ANSI 169-2005 *Special Purpose Food Equipment and Devices* (formerly NSF C-2); USDA/AMS Accepted to NSF/3-A 14159-1 *Hygiene Requirements for the Design of Meat and Poultry Processing Equipment*; meets requirements for HACCP conformity
- **Electrical/Emissions:** cULus, FCC Class B, Industry Canada Class B, CE EN60950, EN55022, EN61326
- **Legal-for-Trade:**
 - NTEP CC No. 06-038 (indicator); 06-030 (base)
 - Measurement Canada Approval No. AM-5632 (indicator); AM-5607 (base)
 - EC Type approval TC6569 / T5980 (indicator)
 - OIML R76-1992-NL1-04.19 (indicator); OIML R60 2000-NL1-03.24 / R60 2000-NL-02.14 (load cell)
- **Quality:** Ohaus quality management system registered to ISO 9001:2008

80774388_B © Copyright OHAUS Corporation



Tel: 800-343-6802
Web: alliancescale.com